
College of the Redwoods



Education 225: High School Equivalency Preparation

Semester & Year: Spring 2025

Course ID & Section #: EDUC 225 K9126. (059126)

Instructor's name: Elizabeth Leach O'Rourke

Day/Time of required meetings: Tuesdays and Thursdays, 11:30AM-12:55PM

Location: KTIS Computer Lab

Number of proctored exams: 0

Course units: 0 Non Credit



Instructor Contact Information

Office location: KTIS computer Lab

Office hours: Before and after class

elizabeth-leach@redwoods.edu



Catalog Description

Provides an overview of the four academic subject areas that comprise the 2014 GED and other high school equivalency tests (i.e., Language Arts, Mathematics, Social Studies, and Science). Computer skills necessary for passing current high school equivalency tests will also be covered. Through the use of diagnostic pretests, course content will emphasize students' needs.



Course Student Learning Outcomes

1. Demonstrate content knowledge in high school secondary education curricula.
2. Demonstrate test taking skills necessary for passing the high school equivalency test.



Prerequisites / Co-requisites / Recommended Preparation

Advisory

EDUC210 - Adult Basic Education

Adult Basic Education is a course in basic education designed to meet the needs of individuals whose education was interrupted below eighth grade level. For some populations, taking Educ 210 prior to entering Educ 225 will be necessary. EDUC 210 is preparation for the GED class, but not all students will need it. Students that have a solid Elementary level education can




enter into EDUC 225 without EDUC 210.




Educational Accessibility & Support

College of the Redwoods is committed to providing reasonable accommodations for qualified students who could benefit from additional educational support and services. You may qualify if you have a physical, mental, sensory, or intellectual condition which causes you to struggle academically, including but not limited to:

- Mental health conditions such as depression, anxiety, PTSD, or bipolar disorder
- Common ailments such as arthritis, asthma, diabetes, autoimmune disorders, and diseases
- Temporary impairments such as a broken bone, recovery from significant surgery, or a pregnancy-related disability
- Neurodevelopmental disorders such as a learning disability, intellectual disability, autism, acquired brain injury, or ADHD
- Vision, hearing, or mobility conditions

Available services include extended test time, quiet testing environments, academic assistance and tutoring through the [LIGHT Center](#) 

(<https://www.redwoods.edu/services/sass/light.php>), counseling and advising, alternate formats of course materials (e.g., audio books, braille, E-texts), assistive technology, learning disability assessments, approval for personal attendants, interpreters, priority registration, on-campus transportation, adaptive physical education and living skills courses, and more. If you believe you might benefit from disability- or health-related services and accommodations, please contact [Student Accessibility Support Services \(SASS\)](#) 

(<https://www.redwoods.edu/services/sass/index.php>). If you are unsure whether you qualify, please contact Student Accessibility Support Services (SASS) for a consultation:

sass@redwoods.edu (<mailto:sass@redwoods.edu>).

Eureka: 707-476-4280, Student Services building, first floor SS113

Del Norte: 707-465-2353, main building, near the Library

Klamath-Trinity: 707-476-4280





Student Support Services



Good information and clear communication about your needs will help you be successful. Please let your instructor know about any specific challenges or technology limitations that might affect your participation in class. College of the Redwoods wants every student to be successful.

The following online resources are available to support your success as a student:

- [CR-Online \(https://www.redwoods.edu/online\)](https://www.redwoods.edu/online) (Comprehensive information for online students)
- [Library Articles & Databases \(https://redwoods.libguides.com/az.php\)](https://redwoods.libguides.com/az.php)
- [Canvas help and tutorials](https://support.canvaslms.com/s?c_role=student&c_accountId=001A000000KMmj5IAD)  (https://support.canvaslms.com/s/?c_role=student&c_accountId=001A000000KMmj5IAD) [\(https://www.redwoods.edu/Portals/72/Documents/Students/CR-OnlineStudentHandbook.pdf\)](https://www.redwoods.edu/Portals/72/Documents/Students/CR-OnlineStudentHandbook.pdf)
- [Online Tutoring Resources](https://redwoods.libguides.com/Tutoring/Online)  (https://redwoods.libguides.com/Tutoring/Online)

To learn more about the resources available to you, click on a title bar below, or click the down arrow to expand them all.


Klamath-Trinity students can contact the CR KT Office for specific information about student support services at 530-625-4821



Community College Student Health and Wellness 

If you are in distress or are with someone at risk right now, call the National Suicide Prevention Lifeline at 1-800-273-TALK (8255) or TEXT 741-741

Timely Care

When you're feeling under the weather physically or distressed mentally, you can find the help you're looking for in just a few quick taps. Students can schedule an appointment anytime via phone, video, and chat. Visit [TimelyCARE](https://www.timelycare.com/redwoods)  [\(https://www.timelycare.com/redwoods\)](https://www.timelycare.com/redwoods).

Mental Health Counseling

Students should text, email, or fax Shawna Bell directly for scheduling and/or services.

Contact info

Text: 707-496-2856



Email: shawnabmft@gmail.com (<mailto:shawnabmft@gmail.com>)

Fax: 707-237-2318 (voicemail can be left via fax)

Wellness Central

Resources, tools, and trainings regarding health, mental health, wellness, basic needs and more designed for California community college students, faculty and staff are available on the California Community Colleges [Wellness Central](https://cvc.edu/wellness/) [\(https://cvc.edu/wellness/\)](https://cvc.edu/wellness/).

Counseling

[Counseling & Advising](https://www.redwoods.edu/services/counseling/index.php) [\(https://www.redwoods.edu/services/counseling/index.php\)](https://www.redwoods.edu/services/counseling/index.php) can assist students in need of academic advising and professional counseling services. Eureka Campus-Visit the Welcome Center in the lower level of the student services building Monday –Friday 9am – 4pm (during the semester, summer hours may vary).

Eureka Downtown Site- 525 D St Eureka Phone: 707-476-4500 Email: ace@redwoods.edu

Basic Needs Center

[The Basic Needs Center](https://www.redwoods.edu/services/bnc/index.php) [\(https://www.redwoods.edu/services/bnc/index.php\)](https://www.redwoods.edu/services/bnc/index.php) provides for the health and safety of students by providing access to healthy food, financial resources, and referrals to safe and secure housing. Students can also [submit a request for services and information](https://cm.maxient.com/reportingform.php?Redwoods&layout_id=7) [\(https://cm.maxient.com/reportingform.php?Redwoods&layout_id=7\)](https://cm.maxient.com/reportingform.php?Redwoods&layout_id=7) online.

Contact info

Phone: 707-476-4153

Email: the-grove@redwoods.edu

Learning Resource Center

Learning Resource Center includes the following resources for students:

- [Library Services](https://www.redwoods.edu/library) (<https://www.redwoods.edu/library>) to promote information literacy and provide organized information resources.
- [Multicultural & Equity Center](https://www.redwoods.edu/services/mec/index.php). [\(https://www.redwoods.edu/services/mec/index.php\)](https://www.redwoods.edu/services/mec/index.php)



- [Academic Support Center](https://www.redwoods.edu/services/asc/index.php). [↗](https://www.redwoods.edu/services/asc/index.php) (https://www.redwoods.edu/services/asc/index.php) – offers tutoring and test proctoring for CR students.
- [Student Tech Help](https://www.redwoods.edu/support.php). [↗](https://www.redwoods.edu/support.php) (https://www.redwoods.edu/support.php) – provides students with assistance around a variety of tech problems.

Extended Opportunity Programs & Services (EOPS) ▲

[Extended Opportunity Programs & Services \(EOPS\)](https://www.redwoods.edu/services/eops/index.php) [↗](https://www.redwoods.edu/services/eops/index.php)

<https://www.redwoods.edu/services/eops/index.php> provides services to eligible income disadvantaged students including: textbook awards, grants, career academic and personal counseling, transportation assistance, tutoring, laptop, calculator and textbook loans, priority registration, graduation cap and gown, workshops, and more!

TRiO Student Success Program ▲

The TRiO Student Success Program provides eligible students with a variety of services including trips to 4-year universities, career assessments, and peer mentoring. Students can apply for the program in [Eureka](https://www.redwoods.edu/services/trio.php). [↗](https://www.redwoods.edu/services/trio.php) (https://www.redwoods.edu/services/trio.php) or in [Del Norte](https://www.redwoods.edu/services/trio.php). [↗](https://www.redwoods.edu/services/trio.php) (https://www.redwoods.edu/services/trio.php)

Veterans Resource Center ▲

The [Veteran's Resource Center](https://www.redwoods.edu/services/vrc.php). [↗](https://www.redwoods.edu/services/vrc.php) (https://www.redwoods.edu/services/vrc.php) supports and facilitates academic success for Active Duty Military, Veterans and Dependents attending CR through relational advising, mentorship, transitional assistance, and coordination of military and Veteran-specific resources.

CalWORKS ▲

[CalWORKs](https://www.redwoods.edu/services/calworks/index.php) [↗](https://www.redwoods.edu/services/calworks/index.php) (https://www.redwoods.edu/services/calworks/index.php) – California Work Opportunity & Responsibility to Kids (CalWORKs). Provides supportive services to student parents with children under the age of 18, who are receiving cash assistance (TANF benefits), to become self-sufficient. Services include: transportation assistance, basic student supplies, tutoring, priority registration, laptop and calculator loans, career, academic, and personal counseling, and more!



Schedule of Assignments and material covered—this is very flexible depending on student needs. Instructor reserves the right to change

SCHEDULE OF COURSE CONTENT

1. January 21, 23	Assessment of students' needs; Introduction to Course
2. January 28, 30	Social Studies
3. February 4, 6	Social Studies
4. February 11, 13	Science
5. February 18 20	Science
6. February 25, 27	Reading Comprehension/Writing
7. March 4, 6	Reading Comprehension/Writing
8. March 11, 13	Reading Comprehension/Writing
9. March 18, 20	Spring Break--No classes
10. March 25, 27 (PEMDAS)	Math Skills review: Fractions, Decimals, Order of Operations
11. April 1, 3	Pre-algebra/Geometry/Algebra
12. April 8, 10	Misc. Math
13. April 15, 17	Sample HISET Post Tests
14. April 22, 24	Misc. topics
15. April 29, May 1	Review of all subjects
16. May 6, 8	HISET Post Tests
17. May 13, 15	HISET Post Tests

There are many online links posted in the "files" section for this course in Canvas.

...speaking of Canvas.....



-We need to get comfortable using CANVAS in case of illness or quarantine status for any of us. As we move along into the semester, I will start posting more information on Canvas for those who are unable to come to class.

-Stay home if you have any symptoms of illness of any kind! We need to keep our learning space safe for everyone!

--Arrive to class on time. Stay to enjoy and learn for the whole class period. Try not to disrupt others who are trying to concentrate.

--I might divide our class time by working on GED skills in another room, and then be available for general tutoring/skill building during the rest of the class. We will experiment and determine what method works best for your needs this semester.

--Please let me know whenever you need help. Don't worry about interrupting me. Every question is important.

--Each one of us has an individual way of learning. Please let me know if you have learning differences that I can assist you with or help you to accommodate.

--Enjoy the class and do your best. Learning is fun, and challenging.

--Even though you won't receive a letter grade for this course, please attend regularly; let me know if you will be absent. I will be working closely with the academic advisers to help you work toward your academic goals.

EDUC 225 will cover math skills from arithmetic to pre-algebra. Reading and writing skills will also be addressed, utilizing examples from science and social studies. As well as using C/R texts, students can also utilize Khan Academy website lessons. Additional lessons and materials will be provided by the instructor.

COURSE MATERIALS: All course materials are provided by the instructor and include self-generated HISET/GED targeted curriculum and texts by the following publishers:

Steck-Vaughn, McGraw-Hill, Kaplan, PBS, and others.



Evaluation & Grading Policy

This class is non credit. All students who participate receive a grade of "S".





Fake Student Policy

Fraudulent enrollments are on the rise. To ensure that real students can get seats in the class, no shows will be dropped in the middle of the first week of classes. Also, if you are suspected of being a bot, you will be dropped from the class. If you have been dropped but are a real student, please contact your instructor right away to be reinstated in the class.



Spring 2025 Dates




Date	To Remember
January 17	Last day to register for classes (day before the first class meeting)
January 18	Classes begin
January 20	Martin Luther King's Birthday (All Campuses Closed)
January 24	Last day to add a class
January 31	Last Day to Drop & Receive a Refund
February 2	Last Day to Drop w/out a "W"
February 3	Census Date (20% of class)
February 14	Lincoln's Birthday (All Campuses Closed)
February 17	President's Day (All Campuses Closed)
March 6	Last Day to Petition to Graduate & Petition for Certificate
March 17-22	Spring Break (No Classes)
March 28	Last Day for Student/Faculty Withdrawal
March 31	Cesar Chavez Day (District Wide Closure)
May 10-16	Final Examinations
May 16	Last Day to File P/NP Option
May 16	Semester Ends
May 23	Grades Due
May 30	Grades Available for Transcript Release (approximate)

Important Spring 2025 Academic Dates





Academic Dishonesty

In the academic community, the high value placed on truth implies a corresponding intolerance of scholastic dishonesty. In cases involving academic dishonesty, determination of the grade and of the student's status in the course is left primarily to the discretion of the faculty member. In such cases, where the instructor determines that a student has demonstrated academic dishonesty, the student may receive a failing grade for the assignment and/or exam and may be reported to the Chief Student Services Officer or designee. The Student Code of Conduct ([AP 5500](https://go.boarddocs.com/ca/redwoods/Board.nsf/goto?open&id=C9RVCG801790) ) is available on the College of the Redwoods website. Additional information about the rights and responsibilities of students, Board policies, and administrative procedures is located in the [College Catalog](https://www.redwoods.edu/academics/catalog.php)  and on the [College of the Redwoods website](https://www.redwoods.edu/) .



AI Use Class Policy




Recent advancements in generative artificial intelligence (AI) have made large language models such as ChatGPT and Google's Bard widely available. Sometimes, using these tools appropriately can help us overcome barriers and allow us to focus on deeper learning. However, overuse of these tools can undermine the development of our critical and creative thinking skills. In addition, AI outputs are often unreliable and frequently subject to bias. For these reasons, it is sometimes appropriate and sometimes inappropriate to use generative AI in the completion of assignments or in discussion posts. For this class, **please see the specific assignment instructions for guidance on how and when generative AI tools may be used appropriately as we're working on and learning from a particular assignment.** Also, please keep in mind that **you** are responsible for anything you submit; please carefully review all AI-generated outputs, screening them for accuracy, bias, appropriateness, and fidelity to your perspective.



Disruptive Behavior

Student behavior or speech that disrupts the instructional setting will not be tolerated. Disruptive conduct may include, but is not limited to: unwarranted interruptions; failure to



adhere to instructor's directions; vulgar or obscene language; slurs or other forms of intimidation; and physically or verbally abusive behavior. In such cases where the instructor determines that a student has disrupted the educational process, a disruptive student may be temporarily removed from class. In addition, the student may be reported to the Chief Student Services Officer or designee. The Student Code of Conduct ([AP 5500](#) ) (<https://go.boarddocs.com/ca/redwoods/Board.nsf/Public?open&id=policies>) is available on the College of the Redwoods website. Additional information about the rights and responsibilities of students, Board policies, and administrative procedures is located in the [College Catalog](#) ) (<https://www.redwoods.edu/academics/catalog.php>) and on the [College of the Redwoods website](#) ) (<https://www.redwoods.edu/>).



Inclusive Language in the Classroom

College of the Redwoods aspires to create a learning environment in which all people feel comfortable in contributing their perspectives to classroom discussions. It therefore encourages instructors and students to use language that is inclusive and respectful.



DEIA+A Commitment Statement



Canvas

I strongly recommend installing the free Canvas app on your phone. I use canvas as a way of notifying students if there are changes to our schedule, to message students, and to post helpful materials. Please take advantage of this excellent tool!

Canvas Information

Log into Canvas at [My CR Portal](#) ) (<https://myapps.microsoft.com/Redwoods.edu/>)



[↗\(https://myapps.microsoft.com/Redwoods.edu/\)](https://myapps.microsoft.com/Redwoods.edu/) For help with Canvas visit the [Canvas Help Page](#) [↗\(https://support.canvaslms.com/s/?c_role=student&c_accountId=001A000000KMmj5IAD\)](https://support.canvaslms.com/s/?c_role=student&c_accountId=001A000000KMmj5IAD)

If you cannot log into Canvas or access the CR Portal please submit a [help ticket](#) [↗\(https://help.redwoods.edu/support/home\)](https://help.redwoods.edu/support/home).

Canvas online orientation workshop: [Canvas Student Orientation Course \(instructure.com\)](#) [↗\(https://redwoods.instructure.com/courses/6781\)](https://redwoods.instructure.com/courses/6781)

Setting Your Preferred Name in Canvas

Students have the ability to have an alternate first name and pronouns to appear in Canvas. Contact [Admissions & Records](#) [↗\(https://www.redwoods.edu/services/admissions/index.php\)](https://www.redwoods.edu/services/admissions/index.php) to request a change to your preferred first name and pronoun. Your Preferred Name will only be listed in Canvas. This does not change your legal name in our records. See the [Student Information Update form](#) [↗\(https://archive.redwoods.edu/Portals/28/A.R.Forms.Docs/Miscellaneous/Student%20Information%20Updateb9bc.pdf?ver=2022-03-30-165900-813\)](https://archive.redwoods.edu/Portals/28/A.R.Forms.Docs/Miscellaneous/Student%20Information%20Updateb9bc.pdf?ver=2022-03-30-165900-813).



Emergency Procedures / Everbridge

College of the Redwoods has implemented an emergency alert system called Everbridge. In the event of an emergency on campus you will receive an alert through your personal email and/or phones. Registration is not necessary in order to receive emergency alerts. Check to make sure your contact information is up-to-date by logging into [WebAdvisor](#) [↗\(https://webadvisor.redwoods.edu\)](https://webadvisor.redwoods.edu) and selecting 'Students' then 'Academic Profile' then 'Current Information Update.'

Please contact Public Safety at 707-476-4112 or security@redwoods.edu [↗\(mailto:security@redwoods.edu\)](mailto:security@redwoods.edu) if you have any questions. For more information see the [Redwoods Public Safety Page](#) [↗\(https://www.redwoods.edu/publicsafety\)](https://www.redwoods.edu/publicsafety).

In an emergency that requires an evacuation of the building anywhere in the District:

- Be aware of all marked exits from your area and building
- Once outside, move to the nearest evacuation point outside your building
- Keep streets and walkways clear for emergency vehicles and personnel

Do not leave campus, unless it has been deemed safe by the campus authorities.



To learn more about campus-specific Emergency Procedures, click on a title bar below, or click the down arrow to expand them all.



Eureka Campus Emergency Procedures

Please review the [campus emergency map](#) 

(https://www.redwoods.edu/locations/EurekaEmergencyMap_S24.pdf) for evacuation sites, including the closest site to this classroom (posted by the exit of each room). For more information on Public Safety go to the [CR Police Department Public Safety](#) 

(<https://www.redwoods.edu/about/security/index.php>) It is the responsibility of College of the Redwoods to protect life and property from the effects of emergencies within its own jurisdiction.

In the event of an emergency:

1. Evaluate the impact the emergency has on your activity/operation and take appropriate action
2. Dial 911, to notify local agency support such as law enforcement or fire services.
3. Notify Public Safety 707-476-4111 and inform them of the situation, with as much relevant information as possible.
4. Public Safety shall relay threat information, warnings, and alerts through the Everbridge emergency alert system, Public address system, and when possible, updates on the college website, to ensure the school community is notified.
5. Follow established procedures for the specific emergency as outlined in the College of the Redwoods Emergency Procedure Booklet, (evacuation to a safe zone, shelter in place, lockdown, assist others if possible, cooperate with First Responders, etc.).
6. If safe to do so, notify key administrators, departments, and personnel.
7. Do not leave campus, unless it is necessary to preserve life and / or has been deemed safe by the person in command.

Klamath-Trinity Campus Emergency Procedures

Please review the responsibilities of, and procedures used by, the College of the Redwoods, KlamathTrinity Instructional Site (KTIS) to communicate to faculty, staff, students and the general public during an emergency. It is the responsibility of College of



the Redwoods, Klamath-Trinity Instructional Site (KTIS) to protect life and property from the effects of emergency situations within its own jurisdiction.

In the event of an emergency, communication shall be the responsibility of the district employees on scene:

1. Dial 911, to notify local agency support such as law enforcement or fire services.
2. If safe to do so, notify key administrators, departments, and personnel.
3. If safe to do so, personnel shall relay threat information, warnings, to ensure the school community is notified.
4. Contact 530-625-4821 to notify of situation.
5. Contact Hoopa Tribal Education Administration office 530-625-4413
6. Notify Public Safety 707-476-4111.

In the even of an emergency, the responsible district employee on the scene will:

1. Follow established procedures for the specific emergency as outlined in the College of the Redwoods Emergency Procedure Booklet.
2. Lock all doors and turn off lights if in lockdown due to an active shooter or similar emergency.
3. Close all window curtains.
4. Get all inside to safe location Kitchen area is best internal location.
5. If a police officer or higher official arrives, they will assume command.
6. Wait until notice of all is clear before unlocking doors.
7. If safe to do so, move to the nearest evacuation point outside building (Pooky's Park), directly behind the Hoopa Tribal Education Building.
8. Do not leave site, unless it has been deemed safe by the person in command. Student Support Services (required for online classes)